



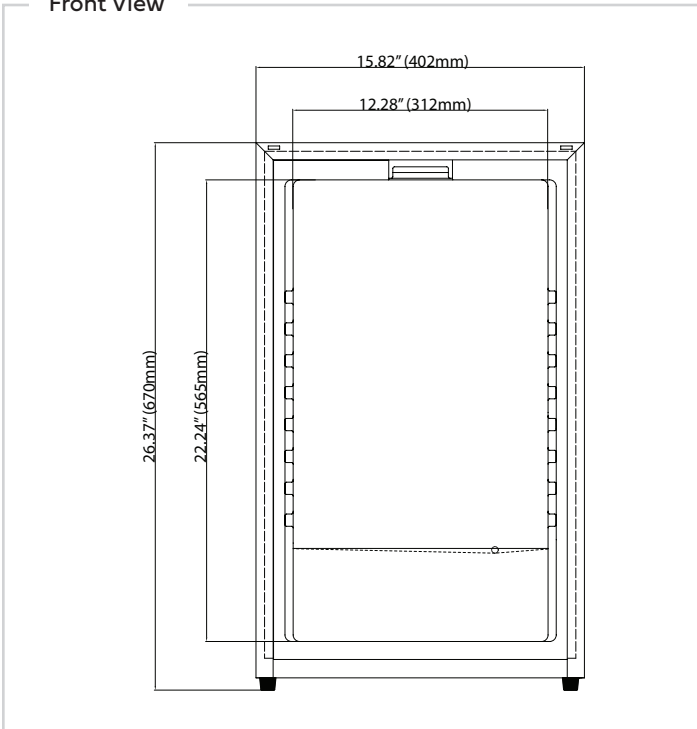
### Features & Benefits

- 20% + energy saving with 'Brisk Walk' technology (temperature fluctuates for energy-saving)
- Adaptable to 89.6°F ambient temperature
- Reversible door
- Auto defrost
- Zero noise operation
- Plastic shelves
- Infrared light switch
- Door type: Solid
- Frequency: 50/60( Hz)
- Input power: 65W
- Temperature range (from>to): 32°-50°F
- Energy consumption (EN 153) / 24 hours: 0.7 kWh
- Climate class: N
- Net capacity : 1.59 Cubic Feet

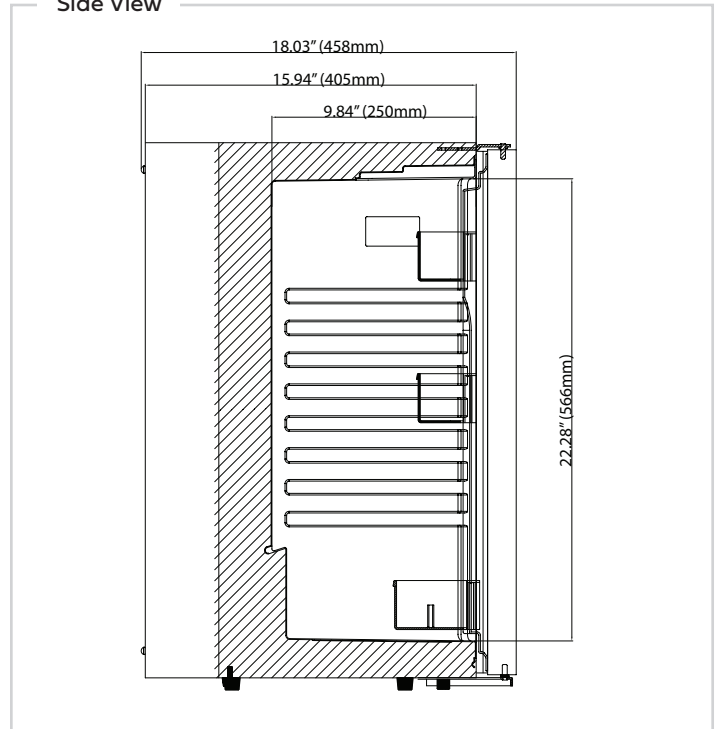
### Product Information

Product Number	FK50CTE	Warranty	1 Year
Dimensions (W*D*H)	15.82" x 18.03" x 26.37"	Voltage	220V/110V/12V

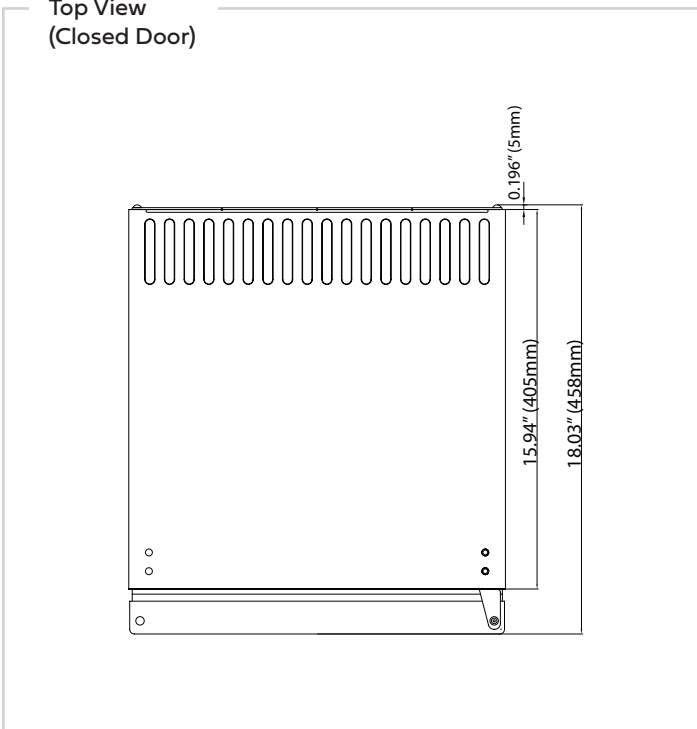
Front View



Side View



Top View  
(Closed Door)



Top View  
(Open Door)

